



- [Home](#)
- [Who is the WSA?](#)
- [What is Williams Syndrome?](#)
- [Frequently Asked Questions](#)
- [WSA Store](#)
- [Make a Donation](#)
- [Become a WSA Member](#)
- [Events Calendar](#)
- [Contact Us](#)

- [I am a parent.](#)
- [I am a grandparent.](#)
- [I am an educator.](#)
- [I am a doctor.](#)
- [I am a researcher.](#)
- [I am a donor.](#)
- [I am a volunteer.](#)
- [I am the media.](#)

Search:

[Login](#)

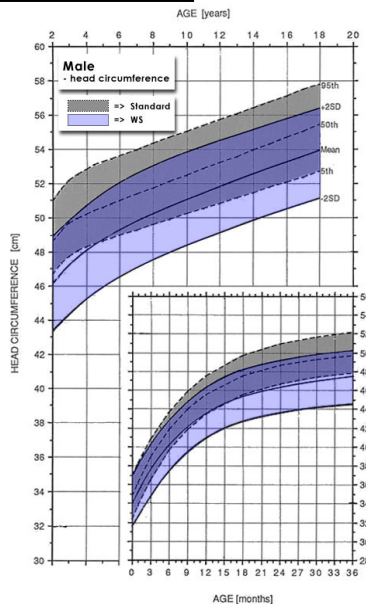
Williams Syndrome Association
 570 Kirts Boulevard Suite 223
 Troy Michigan 48064
 1-800-806-1871



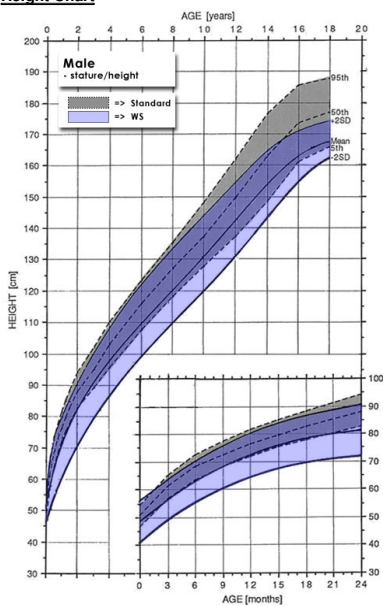
Male Growth Charts

Click on an image below to view full size.

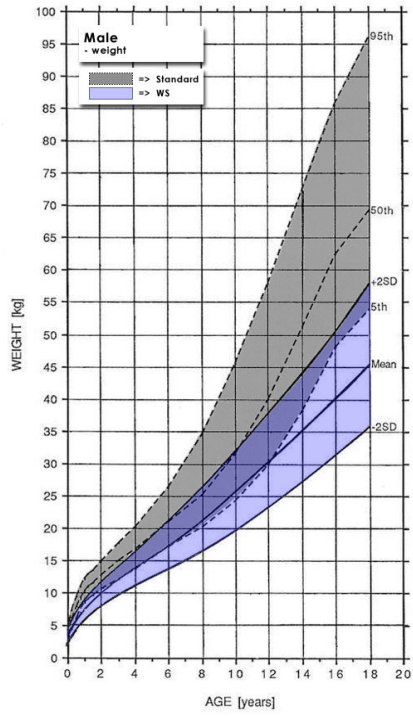
Head Circumference Chart



Height Chart



Weight Chart



Attachment

Attachment	Size
Growth_chartMaleHeadCircumference.jpg	398.01 KB
Growth_chartMaleheight.jpg	419.85 KB
Growth_chartMaleWeight.jpg	391.34 KB